

Exhibit "C"

**DECLARATION OF COVENANTS, CONDITIONS, AND RESTRICTIONS
FOR PRESTWYCK HOMEOWNERS ASSOCIATION
DESIGN GUIDELINES**

PART ONE: LANDSCAPING, FENCES AND EXTERIOR ELEMENTS

SECTION 1.1 LANDSCAPING:

Upon completion of each dwelling unit, each dwelling must comply with the landscaping requirements of Section 146-135 of the City of McKinney Zoning Ordinance. Notwithstanding compliance with the foregoing, the following landscape elements shall be installed prior to occupancy of the dwelling:

- 1.1.1 Sod: Each dwelling shall have full sod installed for the entire front yard and a minimum of ten (10) feet back from the front wall face for each side yard, or to the side yard fence, whichever is greater.
- 1.1.2 Trees: Three (3) canopy trees with a minimum caliper of 4", measured at a point six (6) inches above ground level and 12 feet in height at the time of planting. At least one (1) of the trees shall be located in the front yard. Canopy trees are defined at Section 146-135 of the City of McKinney Zoning Ordinance. Each homeowner shall be responsible for maintenance and preservation of trees located on their property and shall promptly replace dead trees within ninety (90) days of loss occurrence.
- 1.1.3 Shrubbery and Planting Beds: Each Dwelling shall have a minimum of ten (10) one (1) gallon shrubs planted in a mulched planting bed; the planting bed shall have edging materials to separate the sod and bed mulch areas. The homeowner shall be responsible for the maintenance and preservation of the shrubs and planting bed, and shall promptly replace dead plants within ninety (90) days of loss occurrence.

SECTION 1.2 FENCES:

- 1.2.1 Major thoroughfares and Corner Lots: All fencing on corner lots and backing up to streets and major thoroughfares will be considered major thoroughfare fencing. Fencing, which shall be board on board, and wall construction shall comply with the details indicated in Exhibit Attachment 1.2.1.1. All such fencing facing major thoroughfare shall be stained and preserved as follows:

Manufacturer:	Sherwin Williams
Color:	Banyan Brown - Apply per product installation
Manufacturer:	Standard Paint
Color:	Sable Brown - Apply per product installation

Manufacturer: Seal Rite
Color: Medium Brown – Apply per product installation

- 1.2.2 **Standard Side and Rear Yard Fences – Interior Lots:** For all interior lots, fence and wall construction shall comply with the materials and details indicated in Exhibit Attachment 1.2.2.1. All portions of the fence that are viewable from the street shall be stained with the colors specified above at Section 1.2.1
- 1.2.3 **Greenbelt Area Side and Rear Yard Fences:** All lots adjacent to any Greenbelt area shall have black finished forty-eight inch (48") high wrought iron fences for the rear sixteen feet (16') of each side and the full width of rear lot lines as detailed in Exhibit 1.2.3.2. All fences shall be consistent; no variation of design shall be permitted. Fence areas shall be unobstructed by screening or other materials unless specifically approved by the Association.

SECTION 1.3 MAIL BOXES:

- 1.3.1 **Standard Mail Boxes:** Mail Box construction shall be brick, constructed out of the same brick color used on the home, and comply with the materials and details indicated in Exhibit Attachment 1.3.1.1.
- 1.3.2 **Mail Box Location:** Mail Box shall be located on the front corner of the lot between the sidewalk and the street approximately 1 foot inside the property line and situated in such a manner that it services the neighboring lot.

SECTION 1.4 FLAGS AND FLAGPOLES

- 1.4.1 The only flags which may be displayed are: (i) the flag of the United States of America; (ii) the flag of the State of Texas; and (iii) an official or replica flag of any branch of the United States armed forces. No other types of flags, pennants, banners, kits or similar types of displays are permitted on a Lot if the display is visible from a street or Common Area.
- 1.4.2 The flag of the United States must be displayed in accordance with 4 U.S.C. Sections 5-10.
- 1.4.3 The flag of the State of Texas must be displayed in accordance with Chapter 3100 of the Texas Government Code.
- 1.4.4 Any freestanding flagpole, or flagpole attached to a dwelling, shall be constructed of permanent, long-lasting materials. The materials used for the flagpole shall be harmonious with the dwelling, and must have a silver finish with a gold or silver ball at the top. The flagpole must not exceed three (3) inches in diameter.

- 1.4.5 The display of a flag, or the location and construction of the supporting flagpole, shall comply with applicable zoning ordinances, easements, and setbacks of record.
- 1.4.6 A displayed flag, and the flagpole on which it is flown, shall be maintained in good condition at all times. Any flag that is deteriorated must be replaced or removed. Any flagpole that is structurally unsafe or deteriorated shall be repaired, replaced, or removed.
- 1.4.7 Only one flagpole will be allowed per Lot. A flagpole can either be securely attached to the face of the dwelling (no other structure) or be a freestanding flagpole. A flagpole attached to the dwelling may not exceed 4 feet in length. A freestanding flagpole may not exceed 20 feet in height. Any freestanding flagpole must be located in either the front yard or backyard of a Lot, and there must be a distance of at least 5 feet between the flagpole and the property line.
- 1.4.8 Any flag flown or displayed on a freestanding flagpole may be no smaller than 3'x5' and no larger than 4'x5'.
- 1.4.9 Any flag flown or displayed on a flagpole attached to the dwelling may be no larger than 3'x5'.
- 1.4.10 Any freestanding flagpole must be equipped to minimize halyard noise. The preferred method is through the use of an internal halyard system. Alternatively, swivel snap hooks must be covered or "Quiet Halyard" Flag snaps installed. Neighbor complaints of noisy halyards are a basis to have flagpole removed until Owner resolves the noise complaint.
- 1.4.11 The illumination of a flag is allowed so long as it does not create a disturbance to other residents in the community. Solar powered, pole mounted light fixtures are preferred as opposed to ground mounted light fixtures. Compliance with all municipal requirements for electrical ground mounted installations must be certified by Owner. Flag illumination may not shine into another dwelling. Neighbor complaints regarding flag illumination are a basis to prohibit further illumination until Owner resolves complaint.
- 1.4.12 Flagpoles shall not be installed in Common Area or property maintained by Pevstwyok.
- 1.4.13 All freestanding flagpole installations must receive prior written approval from the Reviewer.

SECTION 1.5 RAIN BARRELS OR RAINWATER HARVESTING SYSTEMS

- 1.5.1 Rain barrels or rain water harvesting systems and related system components (collectively, "Rain Barrels") may only be installed after receiving the written

approval of the Reviewor.

- 1.5.2 Rain Barrels may not be installed upon or within common area of Prestwyck.
- 1.5.3 Under no circumstances shall Rain Barrels be installed or located in or on any area within a Lot that is in-between the front of the property owner's home and an adjoining or adjacent street.
- 1.5.4 The rain barrel must be of color that is consistent with the color scheme of the property owner's home and may not contain or display any language or other content that is not typically displayed on such Rain Barrels as manufactured.
- 1.5.5 Rain Barrels may be located in the side-yard or back-yard of an owner's Residential Parcel so long as these may not be seen from a street, another Lot or any common area of Prestwyck.
- 1.5.6 In the event the installation of Rain Barrels in the side-yard or back-yard of an owner's property in compliance with paragraph e above is impossible, the Reviewing Body may impose limitations or further requirements regarding the size, number and screening of Rain Barrels with the objective of screening the Rain Barrels from public view to the greatest extent possible. The owner must have sufficient area on their Lot to accommodate the Rain Barrels,
- 1.5.7 Rain Barrels must be properly maintained at all times or removed by the owner.
- 1.5.8 Rain Barrels must be enclosed or covered.
- 1.5.9 Rain Barrels which are not properly maintained, become unsightly or could serve as a breeding pool for mosquitos must be removed by the owner from the Lot.

SECTION 1.6 RELIGIOUS DISPLAYS

- 1.6.1 An owner may display or affix on the entry to the owner's or resident's dwelling one or more religious items, the display of which is motivated by the owner's or resident's sincere religious belief.
- 1.6.2 If displaying or affixing of a religious item on the entry to the owner's or resident's dwelling violates any of the following covenants, Prestwyck may remove the item displayed:
 - (1) threatens the public health or safety;
 - (2) violates a law;
 - (3) contains language, graphics, or any display that is patently offensive to a passerby;
 - (4) is in a location other than the entry door or door frame or extends past the outer edge of the door frame of the owner's or resident's dwelling; or

- (5) individually or in combination with each other religious item displayed or affixed on the entry door or door frame has a total size of greater than 25 square inches

- 1.6.3 No owner or resident is authorized to use a material or color for an entry door or door frame of the owner's or resident's dwelling or make an alteration to the entry door or door frame that is not authorized by the Prestwyck Declaration or otherwise expressly approved by the Reviewer.

PART TWO: DWELLING UNITS

SECTION 2.1 ROOFS

- 2.1.1 Roof Pitch: All Roof Pitches shall have a minimum of 6-in-12 slopes.
- 2.1.2 Roofing Materials: Roofing materials shall be asphalt shingles with a 20-year rated shingle having a minimum weight of 220 pounds per square (100 square feet) and have a weathered brown or gray color. Other roofing materials shall not be used without written approval from the Architectural Control Committee.
- 2.1.3 Dormers & Above Roof Chimneys: Dormers and Chimney Chases, above roof structure and roofing materials, may be finished with an approved exterior grade siding material. All Fireplace flues shall be enclosed and finished; exposed pre-fabricated metal flue piping is prohibited.

SECTION 2.2 CERTAIN ROOFING MATERIALS

- 2.2.1 Roofing shingles covered by this Section are exclusively those designed primarily to: (i) be wind and hail resistant; (ii) provide heating and cooling efficiencies greater than those provided by customary composite shingles; or (iii) provide solar generation capabilities (collectively, "Roofing Shingles").
- 2.2.2 Roofing Shingles allowed under these Guidelines shall:
- (1) resemble the shingles used or otherwise authorized for use in Prestwyck;
 - (2) be more durable than and are of equal or superior quality to the shingles used or otherwise authorized for use in Prestwyck; and
 - (3) match the aesthetics of the property surrounding the property of the owner requesting permission to install the Roofing Shingles.
- 2.2.3 The owner requesting permission to install the Roofing Shingles will be solely responsible for accrediting, certifying and demonstrating to the Reviewer that the proposed installation is in full compliance with paragraphs a and b above.
- 2.2.4 Roofing Shingles shall be installed after receiving the written approval of the Reviewer.

- 2.2.5 Owners are hereby placed on notice that the installation of Roofing Materials may void or adversely affect warranties.

SECTION 2.3 SOLAR PANELS

- 2.3.1 Solar energy devices, including any related equipment or system components (collectively, "Solar Panels") may only be installed after receiving the written approval of the Reviewer.
- 2.3.2 Solar Panels may not be installed upon or within common area or any area which is maintained by Prestwyck.
- 2.3.3 Solar Panels may only be installed on designated locations on the roof of a home, on any structure allowed under any Prestwyck dedicatory instrument, or within any fenced rear-yard or fenced-in patio of the owner's property, but only as allowed by the Reviewer. Solar Panels may not be installed on the front elevation of the home.
- 2.3.4 If located on the roof of a home, Solar Panels shall:
- (1) not extend higher than or beyond the roofline;
 - (2) conform to the slope of the roof;
 - (3) have a top edge that is parallel to the roofline; and
 - (4) have a frame, support bracket, or wiring that is black or painted to match the color of the roof tiles or shingles of the roof. Piping must be painted to match the surface to which it is attached, i.e. the soffit and wall. Panels must blend with the color of the roof to the greatest extent possible.
- 2.3.5 If located in the fenced rear-yard or patio, Solar Panels shall not be taller than the fence line or visible from a Lot, common area or street.
- 2.3.6 The Reviewer may deny a request for the installation of Solar Panels if it determines that the placement of the Solar Panels, as proposed by the property owner, will create an interference with the use and enjoyment of land of neighboring owners.
- 2.3.7 Owners are hereby placed on notice that the installation of Solar Panels may void or adversely affect roof warranties. Any installation of Solar Panels which voids material warranties is not permitted and will be cause for the Solar Panels to be removed by the owner.
- 2.3.8 Solar Panels must be properly maintained at all times or removed by the owner.
- 2.3.9 Solar Panels which become non-functioning or inoperable must be removed by the

owner of the property.

SECTION 2.4 EXTERIOR WALLS

2.4.1 Exterior Wall Materials: Exterior walls shall be masonry and exterior-grade siding materials as those terms are defined by Section 146-139 of the City of McKinney Zoning Ordinance:

2.4.1.1 Front Walls: All front wall surfaces shall be full (100%) masonry, except siding may be used for hidden or concealed wall surfaces not directly visible from the lot front property line. Siding can be used in limited quantities for upper gable areas that would create a "brick-on-wood" condition; this provision is for special conditions only and is not intended to reduce the essential 100% masonry requirement for the front wall areas and approval of the use of this provision is at the sole discretion of the Reviewer and the City of McKinney.

2.4.1.2 Side Walls: Side wall surfaces may be constructed using a mixture of masonry and exterior-grade siding as required to comply with the minimum seventy five percent (75%) masonry overall requirement;

2.4.1.3 Rear Walls: Rear wall surfaces of the first floor may be constructed using a mixture of masonry and exterior-grade siding as required to comply with the minimum seventy five percent (75%) masonry overall requirement; second floor wall surfaces may be exterior-grade siding materials.

2.4.1.4 Chimneys: Chimney wall structures that are a direct extension of an exterior wall shall match the requirement of said wall.

2.4.1.5 Required masonry percentages shall be calculated excluding exterior wall areas built on top of a roof.

SECTION 2.5 ELEVATION AND BRICK USAGE

2.5.1 Same Plan with Same Elevation: The repeat of the same floor plan with the same elevation design shall be governed by the following provisions:

2.5.1.1 Same Side of Street: When dwelling units, using the same floor plan and same elevation, are constructed on the same side of the street, they shall be separated by a minimum of two (2) lots. A one (1) lot separation will be permitted when a street intersection occurs, the street right-of way serves as a lot equivalent.

2.5.1.2 Opposite Side of Street: When dwelling units, using the same floor plan and same elevation, are constructed on opposite sides of the street, they shall not be constructed directly or diagonally across from each other.

2.5.2 Repeat Brick Usage: All Dwelling submittals shall calculate the percentage coverage for each material as follows:

2.5.2.1 Same Side of Street: No combination of brick color, mortar color, and sand color shall be repeated for adjacent dwellings. Street and alley intersections are acceptable separation elements.

2.5.2.2 Opposite Side of Street: There are no restrictions for the use of brick color, mortar color, and sand color for dwelling units on opposing sides of the street.

2.5.2 Exterior Material Area Calculations: All Dwelling submittals shall calculate the percentage coverage for each material as follows:

2.5.2.1 Calculation Method: Calculations for material coverage percentages shall include all exposed areas of the wall surface, excluding window and door openings.

2.5.2.2 Calculation Format: Calculations shall indicate the area coverage for front, side, and rear wall areas. Calculations shall be submitted in the following format:

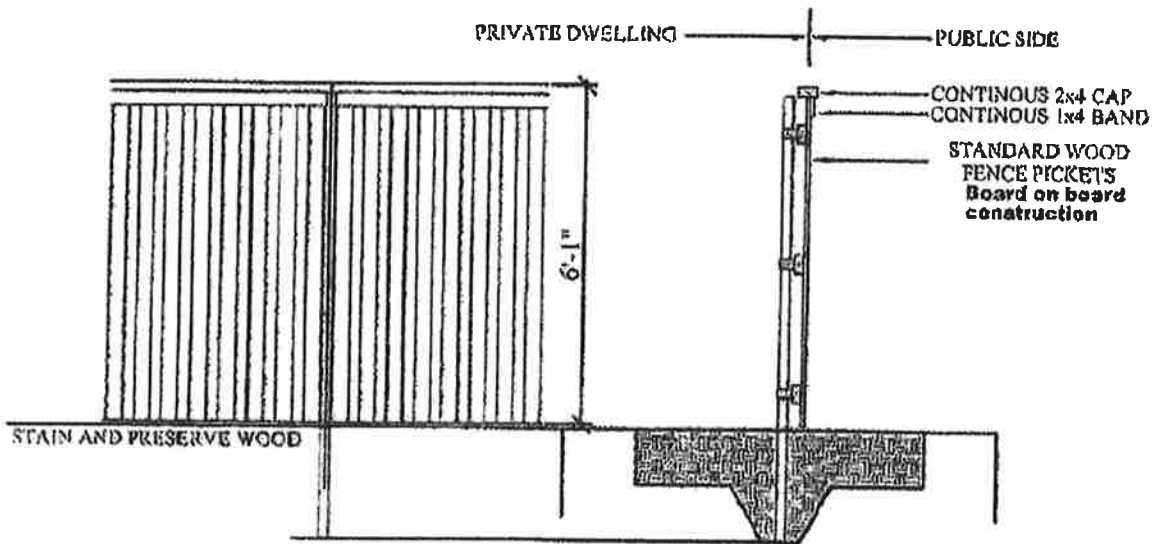
Brick Calculations

<i>Overall</i>	
Total Wall Area	0 sf
Total Brick Area	0 sf
Total Brick Percentage	0%
<i>Front</i>	
Total Wall Area	0 sf
Total Brick Area	0 sf
Total Brick Percentage	0%
<i>Left</i>	
Total Wall Area	0 sf
Total Brick Area	0 sf
Total Brick Percentage	0%
<i>Right</i>	
Total Wall Area	0 sf
Total Brick Area	0 sf
Total Brick Percentage	0%
<i>Rear</i>	
Total Wall Area	0 sf
Total Brick Area	0 sf
Total Brick Percentage	0%

** Openings removed from areas in all calculations

- Exhibit Attachment 1.2.1.1 - Fencing on corner lots and backing up to major thoroughfare**
- Exhibit Attachment: 1.2.2.1 - Standard Side and Rear Yard Fences**
- Exhibit Attachment: 1.2.3.2 - Greenbelt Area Side and Rear Yard Fences**
- Exhibit Attachment 1.3.1.1 - Standard Mail Boxes Design**

Exhibit Attachment 1.2.L.1 - Fencing on corner lots and backing up to major thoroughfare



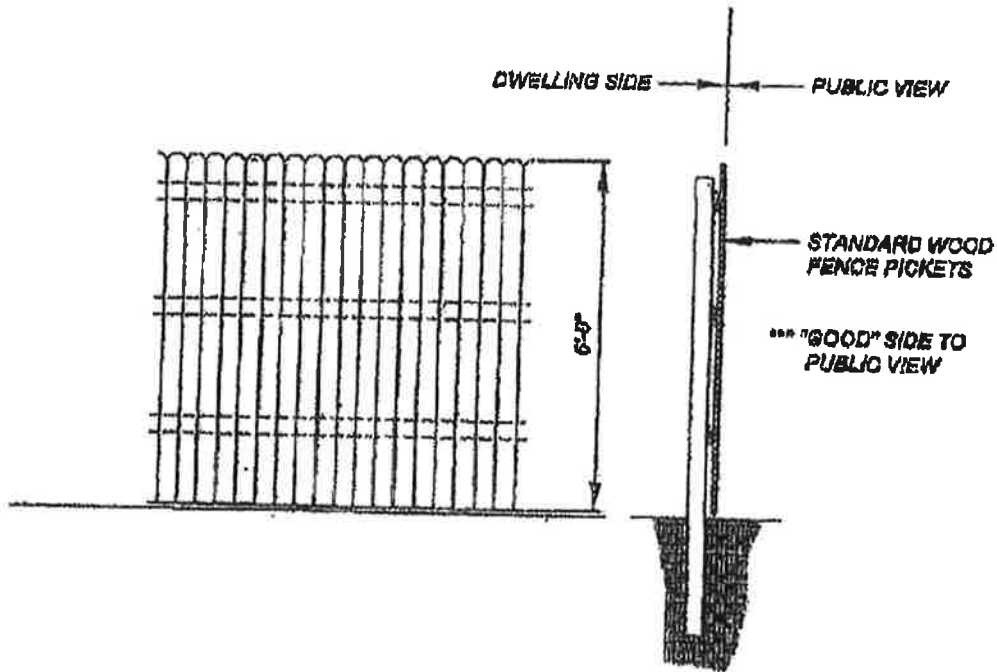
Stain Color:

Manufacturer: Sherwin Williams
 Manufacturer: Standard Paint
 Manufacturer: Seal Rite

Color: Banyan Brown - Apply per product installation
 Color: Sable Brown - Apply per product installation
 Color: Madlum Brown - Apply per product installation

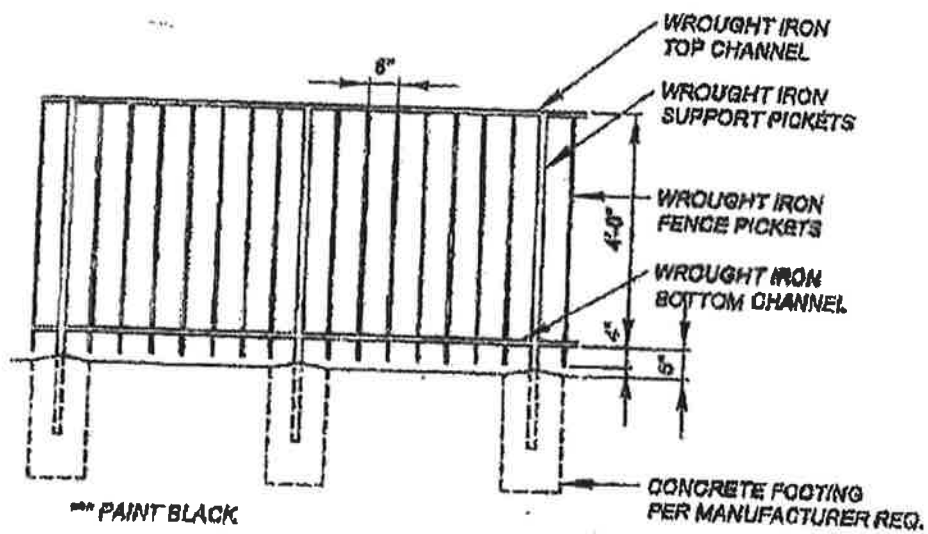
**Attachment 1.2.1.1
 Major Thoroughfare and Corner Lot
 Fence Details**

**Exhibit Attachment 1.2.2.1
Standard Side and Rear Yard Fences**



ATTACHMENT: 1.2.2.1
STANDARD LOT SIDE & REAR
FENCE DETAILS

**Exhibit Attachment 1.2.3.2
Greenbelt Area Side and Rear Yard Fences**



Attachment: 1.2.3.2

**WROUGHT IRON
FENCE DETAILS**

Exhibit Attachment 1.3.1.1
Standard Mail Boxes Design

